






Put the 2 L Motor connectors together















































































The IR receiver doesn't connect to anything




The L Motor / Servo Cable tuck behind the seat first, then goes to the IR receiver






Light connector needs to be at the bottom, IR receiver at the top






Try to get the cables as close as you can to these pictures.



























Light cable connects to the 5x11 panel in this position


























This pin doesn't connect to anything





This pin doesn't connect to anything



