






Photo Instructions





7 Axle














Make sure to tuck L Motor cables where circled







Make sure to put grey axle through Bush






































Run cables through space where circles are, try to get cables as close as you can to this picture







Try to keep cables away from gears on right side










































































Figure 8 loop with light cable around 5 axes



























Finished!