













# TECHNIC

## *8x4 Dump Truck*




*Pieces: 1415*























1



2



3



4







5




6



7




8






9




10



11



12






13




14



15



16






17




18



19



20










1




2



3



4






5



6









1



2




3




x2

4






5




6



7









**x2**





1



2




3



4









1



2



3



4






5



6




7





























1




2



3



4





5




6



7



8










1



2



3



4





5



6



7



8







9



10



11



12









1




2



3









































































1






2



























x2













[illegible]



1



2



3




4

















1



2













1



2



3



4





5



6



7



8





9



10



11



12





13



14



15





X2





1



x2

2



x2

3



x2

4



x2



x2

















1



2





























1



2




3




4


















A collection of LEGO Technic parts is displayed on a white background. The parts include: two yellow 1x5 Technic beams; two grey 1x5 Technic beams; two black long pins; two black short pins; one grey long pin; two grey corner brackets (1/2 and 1/4); two grey 1x3 Technic beams with cross-shaped holes; two grey 1x2 Technic beams with cross-shaped holes; two grey 1x1 Technic connectors; two grey 1/2 x 1 Technic connectors; two grey 1/4 x 1 Technic connectors; and two black 1/2 x 1 Technic connectors.

A 3D perspective view of the LEGO Technic assembly. The grey frame is clearly visible, showing the vertical and horizontal beams. The yellow internal components, including the two vertical beams and the horizontal axle, are also visible. The assembly is shown from a side-on perspective, highlighting the connection points and the overall structure.



1



2



3



4





# 5




6




**7**




8





















1



2



3



4





5



6



7














1



2



3



4





5



6



7









A collection of various LEGO Technic parts arranged on a white background. The parts include: a large red triangular plate; several red and black Technic beams of different lengths and hole patterns; black and red pins and connectors; blue pins; black and red axles; and various black connectors and joints. A large black 'X' is visible in the top right corner.





1



2



3



4







5




6




7











1



2



3



4





5



6



7











1



2



3



4





[illegible]



1



2



3






























1




x2

2



3




4





5



6



7









1



2









1



2




3



4









1



2




3



4









1




2




3







1



2



3




A collection of LEGO Technic parts, including beams, connectors, and pins, arranged in rows. The parts are primarily black and red, with some blue. A large 'X2' is visible in the top right corner.

x2



1



2



3



4





5



6



7



8





9




10



11




12





13



14



15



16









1




2



3



4






5



6



7




8





9



10










1



2



3



4

















